

GEOMETRY NOT DIMENSIONED  
TO BE TAKEN FROM 3D MODEL.

UNLESS OTHERWISE SPECIFIED:  
ALL DIM TO THEORETICAL SHARP CORNERS  
REMOVE ALL BURRS AND SHARP CORNERS

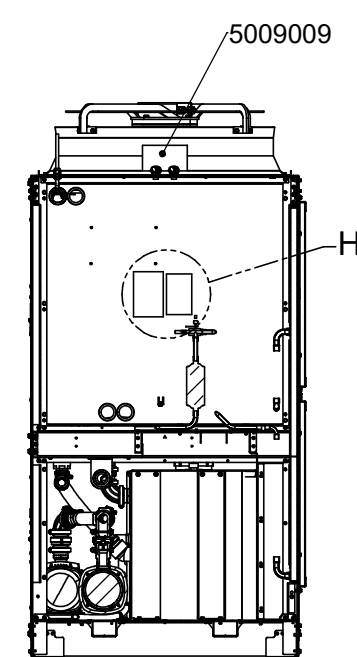
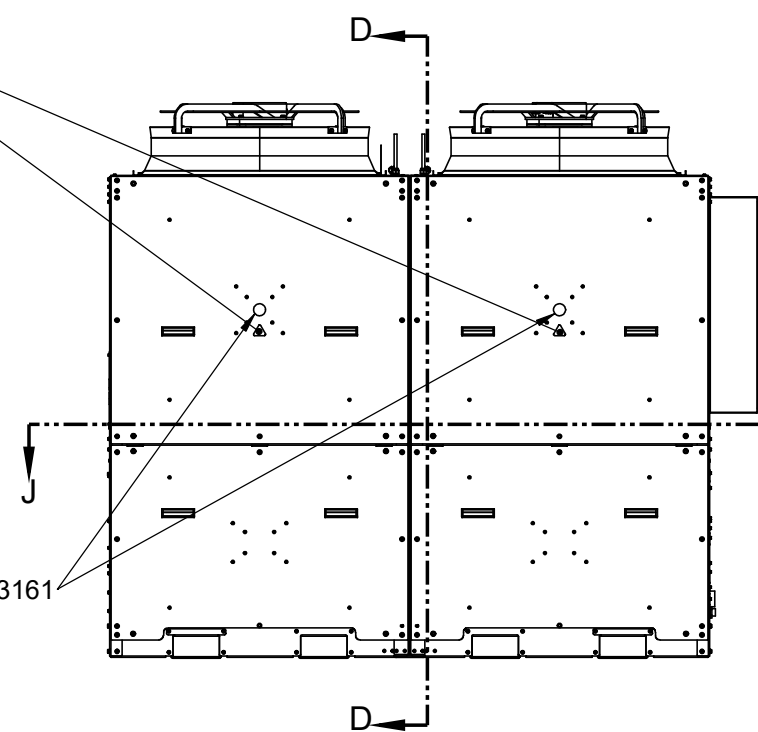
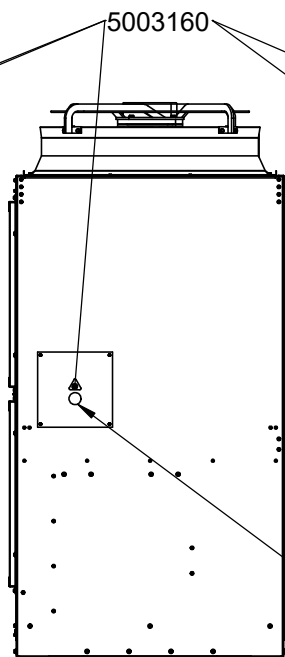
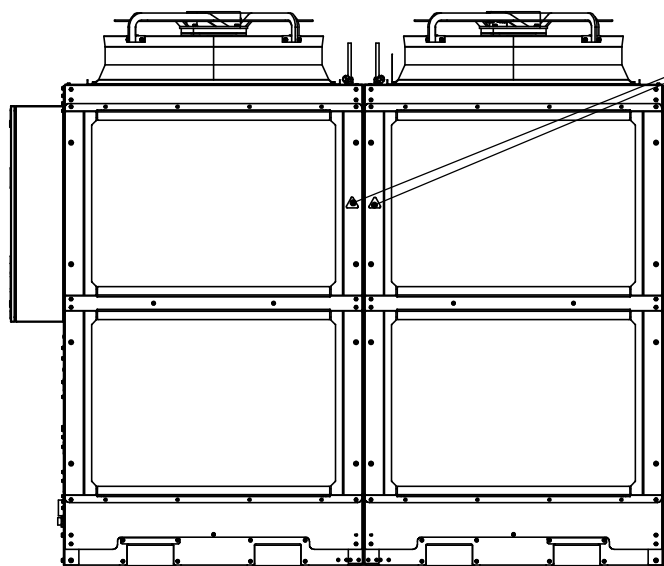
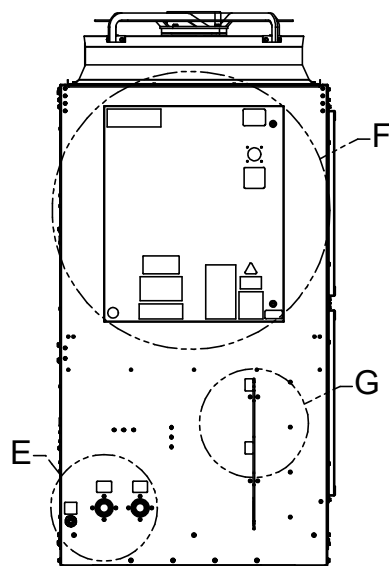
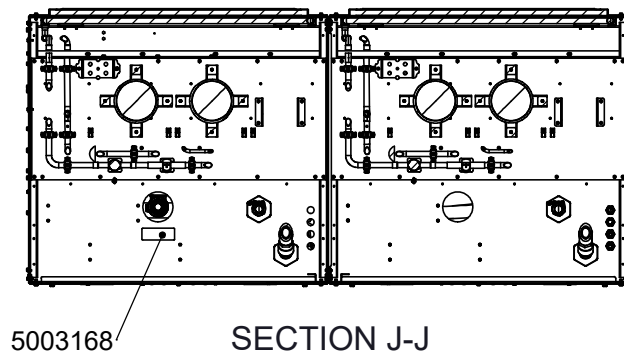
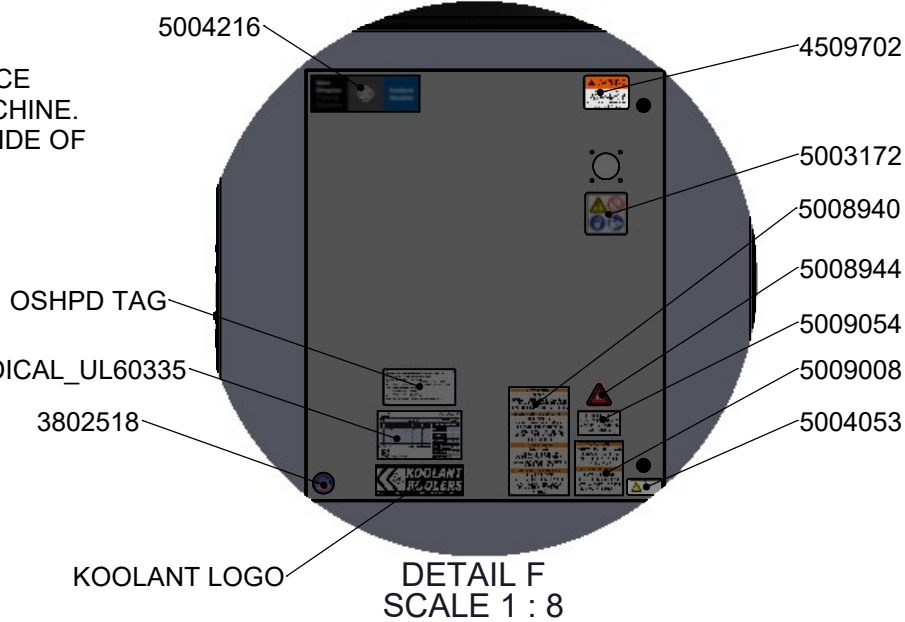
MATERIAL:  
STOCK SIZE: AS REQ'D  
FINISH: PER ROUTING

ELECTRICAL LAYOUT

DIMPLEX THERMAL SOLUTIONS		KALAMAZOO, MI PH (800) 968-5665 WWW.DIMPLEXTHERMAL.COM	
THIS PRINT CONTAINS INFORMATION PROPRIETARY TO DIMPLEX THERMAL SOLUTIONS AND MAY NOT BE DUPLICATED, REPRODUCED, OR SHARED IN ANY WAY WITHOUT THE EXPRESSED WRITTEN CONSENT OF DIMPLEX THERMAL SOLUTIONS. CONFIDENTIAL AND PROPRIETARY.		DRAWN BY BP DATE DRAWN 12/12/2025 ENGINEER	
TOLERANCES		SHEET 2 OF 4	
UNLESS OTHERWISE SPECIFIED		DIMENSION & TOLERANCING IN ACCORDANCE WITH ASME Y14.5M-2009	
FRACTIONS		WEIGHT (LBS) 3234.02	
UNDER 4" ± 1/16"		THIRD ANGLE PROJECTION	
OVER 4" ± 1/8"		DO NOT SCALE	
ANGULAR ± 1°		DRAWING NO. 803575-R01	
SURFACE FINISH		TITLE GO2-2-10000-PW-OSP-40-105-454B-IN	
ALL DIMENSIONS SHOWN IN INCHES			



5008942 AND 5008944  
APPLIED TO THE APPLIANCE  
PACKAGING NOT TO THE MACHINE.  
ONLY NEEDS TO BE ON ONE SIDE OF  
THE PACKAGING



GEOMETRY NOT DIMENSIONED  
TO BE TAKEN FROM 3D MODEL.

UNLESS OTHERWISE SPECIFIED:  
ALL DIM TO THEORETICAL SHARP CORNERS  
REMOVE ALL BURRS AND SHARP CORNERS

MATERIAL:  
STOCK SIZE: AS REQ'D  
FINISH: PER ROUTING

TWO PLACES: THE LABELS  
ARE APPLIED ON THE  
CORRESPONDING WALL  
IN THE OTHER PORTION  
OF THE CABINET

DIMPLEX THERMAL SOLUTIONS		KALAMAZOO, MI. PH (800) 968-5665 WWW.DIMPLEXTHERMAL.COM	
TOLERANCES		SHEET SIZE	DRAWN BY
UNLESS OTHERWISE SPECIFIED		D	BP
FRACTIONS		SCALE	DATE DRAWN
UNDER 4" ± 1/16"		1:16	12/12/2025
OVER 4" ± 1/8"		SHEET	ENGINEER
ANGULAR ± 1°		3 OF 4	
SURFACE FINISH		WEIGHT (LBS)	DIMENSION & TOLERANCING
ALL DIMENSIONS SHOWN		3234.02	IN ACCORDANCE WITH
IN INCHES		ASME Y14.5M-2009	THIRD ANGLE PROJECTION
TITLE		DRAWING NO.	DO NOT SCALE
G02-2-10000-PW-OSP-40-105-454B-IN		803575-R01	

	16		15		14		13		12		11		10		9		8		7		6		5		4		3		2		1	
P	REVISIONS																											P				
	LOC	REV.	DESCRIPTION		ECN	DATE	BY	ENG																								
		A	ENGINEERING RELEASE		NA	7/10/25	BP	BP																								
N		B	ADD ELECTRICAL TAB TO SHOW SEQUENCE OF PUMPS, COMPRESSORS AND FANS		13066	8/18/2025	DWG	DWG																					N			
		C	DRAIN NOTE TO FPT		13118	9/5/2025	BP	BP																								
M		D	REPLACED EXISTING LABELS WITH LABEL KIT; ADDED LABELING SHEET REPLACED EBOX		13176	10/9/2025	ODW	ODW																					M			
		E	UPDATED LABELING SHEET		13371	12/12/2025	ODW	ODW																								
L		F	UPDATED LAYOUT SHEET TO MATCH MANUAL:DIM UPDATES; ADD REV SHEET; OVERHAUL		13376	12/17/2025	ODW	ODW																					L			
K																												K				
J																												J				
H																												H				
G																												G				
F																												F				
E																												E				
D																												D				
C																												C				
B																												B				
A																												A				
	16		15		14		13		12		11		10		9		8		7		6		5		4		3		2		1	